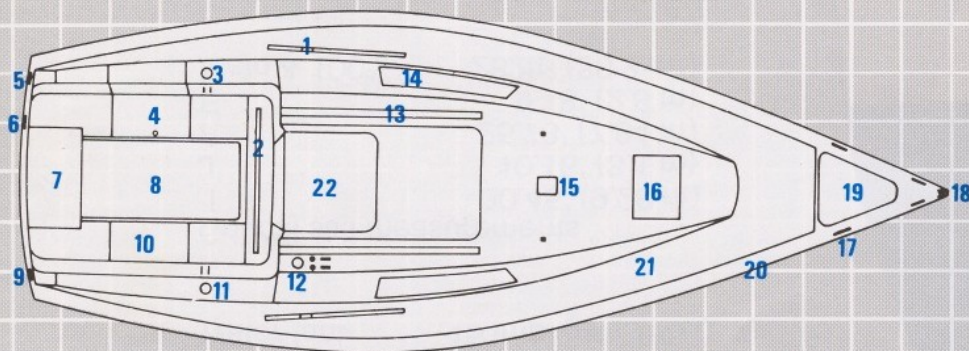


13.60

Kelt 7.60 – Boat of the Year 1980 (Paris Boat Show)

The incredible Kelt 7.60

The Kelt 7.60 has been designed for discerning owners who demand the ultimate in a performance cruising yacht. Designed by France's leading designer, Jean Berret, Marine Architect, it offers the optimum balance of performance, comfort, beauty and quality, at an affordable price.



1. Genoa track
2. Main sheet traveller
3. 2 Speed winch with cleats
4. Large sail lockers
5. Mooring cleat
6. Sculling rowlock
7. Lifteraft stowage or motor well
8. Self-draining cockpit
9. Mooring cleat
10. Starboard locker
11. 2 Speed winch with cleats
12. Genoa/main halyard winch with double sheet stopper
13. Handrail
14. Two plexi windows
15. Mast foot with turning blocks for halyards
16. Hatch with vent
17. Two mooring cleats
18. Bow fitting with roller and two fairleads
19. Anchor well
20. Aluminum toe rail
21. Non-slip deck
22. Main hatch

Construction

The hull is all hand laid up mat and roving fiberglass which provides a solid hull capped with a bonded and bolted Klege-Cell sandwich deck. Maximum hull thickness averages $\frac{3}{8}$ " in the keel area. On deck, anti-skid surfaces and standard contoured seating are moulded right in.

Hull and deck design

The sleek flat deck design and hardware arrangements are simple and extremely functional and give the feeling of being onboard an ocean-class competition yacht. She has a pleasing, low profile with a large moulded coachroof that crowns the hull. A well-designed cockpit featuring form-fitted backrests and wide, comfortable coamings make the Kelt 7.60 an excellent cruiser/racer.

The Kelt 7.60 is a contemporary hull form featuring lines of a much larger racing yacht. There is a fine entry that gives greater lift, better windward performance and reduced upright resistance.

The hull lines develop into long flat runs aft coupled with maximum waterline beam placed aft of midships produce a very powerful hull off wind.

The light air performance is a delight as the maximum beam is well above the waterline producing a low wetted surface at small angles of heel.

The hull is fast... with a fine entry forward to deal with the steep seas and a tremendous beam for power to windward.

The underbody incorporates a modern and efficient performance design concept. It's a Stiff Boat but by no means slow in light air, with an extended fin keel for directional stability, maneuverability and superb performance on all points of sail.

Rigging

Her stately sloop rig gives her a romantic appearance that sets her apart from all other yachts. Behind this beauty lies solid practicality. The Kelt 7.60 offers the confidence of style, comfort and convenience that is integral with high performance design to achieve the ultimate sailing experience.

Kelt 7.60 stands up to weather admirably. The sail plan is high aspect ratio but remains reasonable: 34.6 square meters for the main and Genoa. The displacement: 2041 Kg. She's powerful and offers the incredible sensation that sailors understand... speed... cruising... without sacrificing comfort; whatever the wind, the tiller remains steady.

Interior Appointments

Superb below decks design creates livability and comfort features. She's spacious open and bright with a large companionway to a large fully equipped galley with full head room making maximum use of the space available. The most modern seagoing culinary center features stainless steel self draining sink, ice box, cutting board and a two burner gimballed propane stove.

Directly off the galley is the main salon with colour coordinated oversize thick foam cushions offering warmth and incredible comforts.

To starboard is an efficient navigator's station with plenty of space for necessary electronics, folding chart table and bookshelf and chart storage.

The head is a cabin on its own. It is situated aft opposite the galley, featuring hanging lockers that are large enough to provide space for the most complete cruising wardrobe, ample pocket storage and vanity sink with foot pump and excellent ventilation.

Great attention to detail and practicality is seen throughout in the soft-touch headliner.

The main salon is made larger with a sliding door to the forward cabin, which opens to a V-berth with storage galore.

Total comfort and convenience are an accepted way of life on board the Kelt 7.60. It incorporates the most modern luxuries as well as the latest state-of-the-art craftsmanship and epitomizes Kelt's commitment to superior design, extraordinary detail and construction.

Exceptional value... an incredible investment!

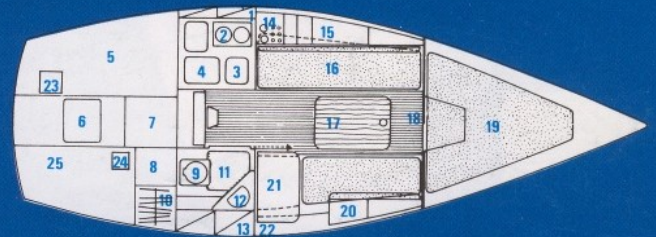


kelt 7.60

An ocean cruising yacht

The Kelt 7.60 is a true ocean cruising yacht in the finest tradition. For the discriminating yachtsman, it has a proven record both in Canada and Europe.

It is rated in France "Category III" which permits Channel Crossings and Mediterranean cruises. But the yacht is not only for long-distance cruising; it performs equally well for weekend sailing offshore or coastal cruising, and enjoys the challenge of a hard-fought club regatta.



1. Locker
2. Two-burner gimbaled propane stove
3. Stainless sink with foot pump and drain to sea
4. Icebox
5. Large sail locker
6. Water tank - 100L
7. Engine or locker
8. Wet locker
9. W.C.
10. Hanging locker
11. Toilet with sliding door vent and mirror
12. Basin
13. Shelves
14. Bar
15. Shelves
16. Double bunk (2.00 × 0.69 m)
(2.00 × 1.02 m.)
17. Salon table (drop-leaf)
18. Bulkhead
19. Double bunk (2.15 × 1.75 m.)
with locker under
20. Shelves
21. Chart table
22. Instrument panel and bookshelf
23. Propane bottle
24. Battery
25. Locker



KELT MARINE INC.

25 Allaura Blvd.,
Aurora, Ontario, Canada L4G 3N2
(416) 727-4203

Kelt svette



kelt 7.60

SPECIFICATIONS:

L.O.A.	27'3" (8.3 m)
Length of Hull	24'11" (7.60 m)
L.W.L.	21'0" (6.40 m)
Beam	9'5" (2.88 m)
Displacement	4500 lb (2041 kg)
Ballast (keel model)	1765 lb (800.6 kg)
Ballast (centerboard)	1950 lb (884.5 kg)
Draft (keel model)	4'3" (1.30 m)
Draft (centerboard)	2'5"/5'3" (0.75m/1.60m)
Headroom	max. 6'½" (1.83 m)
No. of berths	4/5
Water tank	15 imp. gals. (68 l)


Critical sail measurements

I	30.45' (9.28 m)
J	10.16' (3.1 m)
P	25.73' (7.84 m)
E	9.18' (2.8 m)
Main & 100%	282ft ² (26.2 m ²)

Headsails:

#1 Mylar 170% (M.O.R.C.)	277ft ² 2.8 oz.
#1 Dacron 170% (M.O.R.C.)	277ft ² 3.3 oz.
#1 Mylar 150%	245ft ² 2.8 oz.
#1 Light all-purpose 150%	245 ² 3.3/4.1 oz.
#1 Heavy 150%	245 ² 5.0 oz.
#2 Dacron 130%	201ft ² 5.0 oz.
#4 Heavy jib 85%	90ft ² 6.5 oz.
Drifter/reacher/spinnaker	446ft ² 0.75 oz.
Radial head spinnaker	557ft ² 0.5/0.75/1.5 oz.
Tri-radial spinnaker	557ft ² 0.5/0.75/1.5 oz.

Designed by:
Jean Berret



kelt 7.60

**Amazingly fast . . .
Amazingly svelte . . .**

Svelte: graceful and slender. The Kelt 7.60 is a picture of it. Jean Berret's amazingly fast design has won acclaim all over Europe. Commissioned by Kelt Marine to create a fast and comfortable 25-footer, Berret exceeded his task with an incredible ocean sailing yacht that made 1980 "Boat of the Year" at the Paris Boat Show. More than 300 have been built since then, and no wonder: The Kelt 7.60 stands up to weather admirably with a fine entry, a broad and powerful stern, and a high-aspect sail plan. Watch how she accelerates poetically when the wind picks up, then realize why in France they call her "The Ocean Express"!



Kelt 7.60: The sailboat for fun-loving racing yachtsmen.

Incredible



The mast step accommodates halyards, vang and watertight fittings.



Halyards lead to winch and stoppers on coachroof.



speed. . .

kelt 7.60

Comfort on the Open Sea!

The Kelt's tremendous beam (9'5") and standing headroom provide a lesson in balance between cruising and racing. The centerboard version has no trunk in the cabin. The cockpit is designed for people. Below, there is no confining feeling: Thick foam cushions; lockers and shelves to spare; ample ventilation; an easy-to-reach head at the companionway; a large saloon; sliding forward cabin door; hanging locker aft; cockpit seat lockers P & S. These factors produce an extremely high value-to-price ratio. Great attention to detail and practicality is seen in the soft-touch headliner, sit-down chart table, and extension berth.





Stainless steel self-draining sink.



Washbasin with foot pump.



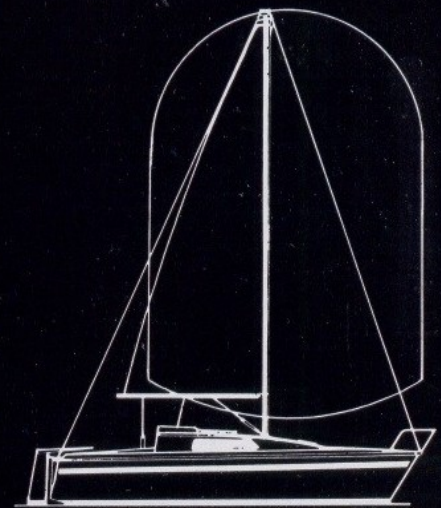
Incredible



True comfort in forward cabin.



Ventilation through cockpit locker.



Specifications


- LOA: 27'3" (8.3 m)
- Length of Hull 24'11" (7.60 m)
- L.W.L.: 21'0" (6.40 m)
- Beam 9'5" (2.88 m)
- Displacement: 4500 lb. (2041 kg)
- Ballast (keel model): 1765 lb. (800.6 kg)
- Ballast (centerboard): 1950 lb. (884.5 kg)
- Draft (keel model): 4'3" (1.30 m)
- Draft (centerboard): 2'5"/5'3" (0.75 m/1.60 m)
- Headroom: max. 6'1/2" (1.83 m)
- No. of berths: 4/5
- Sail area (100%): 282 sq. ft. (26.2 sq. m.)

comforts...


kelt 7.60




Incredible



Switch panel with magnetic breakers.



Navigation station.



Icebox with drain.



Engineered for Cruising!

Perhaps never before has a 25-footer been as ultimately engineered for cruising as the Kelt 7.60. In Europe she is officially rated for North Channel crossings and Mediterranean cruising. Her livability is proven by a simple, effective layout with teak trim, teak-and-holly cabin sole, and Aframosia panelling. Serious cruising becomes businesslike thanks to an uncluttered deck with walkable side decks. Two-speed sheet winches and halyards leading to the cockpit through halyard stoppers add to the safety factors always appreciated by cruising and racing crews.

Add to these features the incredible elbow room, accessible storage space, and realistic single-handing capability, and you have a "small" ocean sailer with the best of all worlds . . . equivalent to many 30-footers!

cruising...



Quality Commitment.

Kelt Marine Inc. is dedicated to quality backed by service. Hand-laid mat-and-roving fiberglass provides a solid hull capped with a bonded and bolted Klege-Cell sandwich deck. Kelt Marine Inc. has a policy of high quality, and reserves the right to change specifications and/or prices without notice or obligation due to its ongoing pursuit of best value for its customers. Illustrations may include some optional equipment.

YOUR SELECTED DEALER!



KELT MARINE INC.
25 Allaura Blvd., Aurora, Ontario,
Canada, L4G 3N2. (416) 727-4203.